



Ministry of Education

SCHOOL DISTRICT STATEMENT OF FINANCIAL INFORMATION (SOFI)

6049

SCHOOL DISTRICT NUMBER 70	NAME OF SCHOOL DISTRICT Alberni	YEAR 2016
OFFICE LOCATION(S) 4690 Roger Street		TELEPHONE NUMBER 2507233565
MAILING ADDRESS 4690 Roger Street		
CITY Port Alberni	PROVINCE BC	POSTAL CODE V9Y8B6
NAME OF SUPERINTENDENT Greg Smyth		TELEPHONE NUMBER 2507233565
NAME OF SECRETARY TREASURER Lindsay Cheetham		TELEPHONE NUMBER 2507233565

DECLARATION AND SIGNATURES

We, the undersigned, certify that the attached is a correct and true copy of the Statement of Financial Information for the year ended June 30, 2016

for School District No. 70 as required under Section 2 of the Financial Information Act.

SIGNATURE OF CHAIRPERSON OF THE BOARD OF EDUCATION 	DATE SIGNED 2016/12/13
SIGNATURE OF SUPERINTENDENT 	DATE SIGNED 2016/12/13
SIGNATURE OF SECRETARY TREASURER 	DATE SIGNED 13 Dec 2016

**School District
Statement of Financial Information (SOFI)**

School District No. 70 (Alberni)

Fiscal Year Ended June 30, 2016

TABLE OF CONTENTS

Documents are arranged in the following order:

1. Approval of Statement of Financial Information
2. Financial Information Act Submission Checklist
3. Management Report
4. Audited Financial Statements
5. Schedule of Debt
6. Schedule of Guarantee and Indemnity Agreements
7. Schedule of Remuneration and Expenses including:
 - Statement of Severance Agreements
 - Reconciliation or explanation of differences to Audited Financial Statements
8. Schedule of Payments for the Provision of Goods and Services including:
 - Reconciliation or explanation of differences to Audited Financial Statements

Statement of Financial Information for Year Ended June 30, 2016

Financial Information Act-Submission Checklist

	<i>Due Date</i>
a) <input type="checkbox"/> A statement of assets and liabilities (audited financial statements).	<i>September 30</i>
b) <input type="checkbox"/> An operational statement including, i) a Statement of Income and ii) a Statement of Changes in Financial Position, or, if omitted, an explanation in the Notes to Financial Statements (audited financial statements)	<i>September 30</i>
c) <input type="checkbox"/> A schedule of debts (audited financial statements).	<i>September 30</i>
d) <input type="checkbox"/> A schedule of guarantee and indemnity agreements including the names of the entities involved and the amount of money involved. (Note: Nil schedules can be submitted December 31).	<i>September 30</i>
e) A schedule of remuneration and expenses, including:	<i>December 31</i>
<input type="checkbox"/> i) an alphabetical list of employees earning over \$75,000, the total amount of expenses paid to or on behalf of each employee for the year reported and a consolidated total for employees earning under \$75,000. If the total wages and expenses differs from the audited financial statements, an explanation is required.	
<input type="checkbox"/> ii) a list by name and position of Board Members with the amount of any salary and expenses paid to or on behalf of the member	
<input type="checkbox"/> iii) the number of severance agreements started during the fiscal year and the range of months' pay covered by the agreement, in respect of excluded employees. If there are no agreements to report, an explanation is required	
f) <input type="checkbox"/> An alphabetical list of suppliers receiving over \$25,000 and a consolidated total for those suppliers receiving less than \$25,000. If the total differs from the Audited Financial Statements, an explanation is required.	<i>December 31</i>
g) <input type="checkbox"/> Approval of Statement of Financial Information.	<i>December 31</i>
h) <input type="checkbox"/> A management report approved by the Chief Financial Officer	<i>December 31</i>

School District 70 (Alberni)

**School District
Statement of Financial Information (SOFI)**

School District No. 70 (Alberni)

Fiscal Year Ended June 30, 2016

MANAGEMENT REPORT


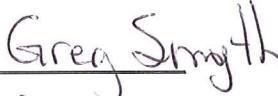
The Financial Statements contained in this Statement of Financial Information under the *Financial Information Act* have been prepared by management in accordance with Canadian generally accepted accounting principles and the integrity and objectivity of these statements are management's responsibility.

Management is also responsible for all other schedules of financial information and for ensuring this information is consistent, where appropriate, with the information contained in the financial statements and for implementing and maintaining a system of internal controls to provide reasonable assurance that reliable financial information is produced.

The Board of Education is responsible for ensuring that management fulfils its responsibilities for financial reporting and internal control and for approving the financial information included in the Statement of Financial Information.


The external auditors, KPMG, conduct an independent examination, in accordance with generally accepted auditing standards, and express their opinion on the financial statements as required by the *School Act*. Their examination does not relate to the other schedules of financial information required by the *Financial Information Act*. Their examination includes a review and evaluation of the board's system of internal control and appropriate tests and procedures to provide reasonable assurance that the financial statements are presented fairly.

On behalf of School District

Name, Superintendent

Date: 2016/12/13



Name, Secretary Treasurer

Date: 13 Dec 2016

Prepared as required by *Financial Information Regulation*, Schedule 1, section 9

**School District
Statement of Financial Information (SOFI)**

School District No. 70 (Alberni)

Fiscal Year Ended June 30, 2016

SCHEDULE OF DEBT

Information on all long term debt is included in the School District Audited Financial Statements.

Prepared as required by *Financial Information Regulation*, Schedule 1, section 4

**School District
Statement of Financial Information (SOFI)**

School District No. 70 (Alberni)

Fiscal Year Ended June 30, 2016

SCHEDULE OF GUARANTEE AND INDEMNITY AGREEMENTS

School District No.70 (Alberni) has not given any guarantee or indemnity under the Guarantees and Indemnities Regulation.

Prepared as required by *Financial Information Regulation*, Schedule 1, section 5

**School District
Statement of Financial Information (SOFI)**

School District No. 70 (Alberni)

Fiscal Year Ended June 30, 2016

SCHEDULE OF REMUNERATION AND EXPENSES

As per schedule enclosed.

Prepared as required by *Financial Information Regulation*, Schedule 1, section 6

School District #70 (Alberni)
 SCHEDULE OF REMUNERATION AND EXPENSE
 YEAR ENDED JUNE 30,2016

NAME	POSITION	REMUNERATION	EXPENSE
ELECTED OFFICIALS :			
Aujla, Gurmail	TRUSTEE	10,380.96	8,867.28
Bennie, John W	TRUSTEE	10,380.96	1,952.94
Buchanan, Rosemarie	TRUSTEE	10,380.96	2,822.60
Craig, Pam A.	TRUSTEE	13,160.04	3,954.26
Dahlquist, Patricia	TRUSTEE	10,380.96	2,611.14
Jones, Linda	TRUSTEE	10,380.96	1,749.01
Ransom, C. Lawrence	TRUSTEE	10,380.96	3,313.80
TOTAL ELECTED OFFICIALS		75,445.80	25,271.03
DETAILED EMPLOYEES > 75,000.00 :			
Adamson, Jennifer		110,055.58	1,457.59
Anderson, Julie		97,899.69	1,714.91
Andujo, Belinda		83,168.32	
Anker, Erin Kathleen		87,598.89	
Appenheimer, Wade		84,594.14	
Arnett, James		79,653.55	82.67
Badovinac, Jeannette		89,314.84	1,313.34
Barber, Calvin		91,410.91	
Battand, Kathleen		87,572.47	
Bauer, Kelly J.		86,685.80	2,191.88
Behnke, Ron M		107,859.19	898.73
Bekker-Vigneault, Rina		82,877.53	
Best, Diane		84,537.95	
Bill, Dennis		86,707.89	623.36
Bill, Lizabeth		79,493.43	1,907.36
Bjornson Aasen, Krista Byrne		80,854.54	
Bodnar, Russell		79,506.86	
Boyce, Laura		85,545.36	
Brown, Steven		108,879.19	1,896.74
Chandler, Pamela		87,212.16	1,470.53
Chase, Douglas N.		89,166.94	923.93
Chase, Jayne M.		84,654.43	
Cheetham, Lindsay		118,537.08	3,511.91
Clark, Brent D		79,654.97	29.17
Coleman, Teresa Mary		79,637.87	
Contant, Jean		80,465.49	52.40
Cruickshank, Jean		87,614.43	78.69
Cyr, Blaine		78,991.76	780.00
Dalton, Dianna		87,169.04	661.78
Davidson, Jan		78,171.88	262.25
Dawson, Diana		78,764.03	18.86
Dawson, Julie		96,295.19	700.72
Denis, Ronald J.		81,338.37	675.89
Desharnais, Lucie		85,462.17	84.05
Dillon, Krista		87,169.04	112.47

School District #70 (Alberni)
 SCHEDULE OF REMUNERATION AND EXPENSE
 YEAR ENDED JUNE 30,2016

NAME	POSITION	REMUNERATION	EXPENSE
Duffy, Lewis		84,890.83	
Dunbar, Susan K.		78,307.00	34.88
Duperron, Daryl F		79,654.97	
Duperron, Kateri		78,764.03	
Dvorak, Ryan		75,641.64	1,728.88
Elder, Christa		75,072.09	
Ellis, Caroline		85,099.91	369.11
Fedirchuk, Julie G		79,214.66	
Finley, Jocelyn		83,697.69	
Freethy, Greg		94,769.63	2,563.97
Fryer, Lisa		86,329.71	569.00
Fryer, Marc		97,899.69	8,268.03
Garand, Marc		83,162.08	
Girard, Maghen		97,180.19	2,362.53
Goode, Janay S		84,654.42	
Gretchen, Darryl		84,347.81	
Grigg, Bryan		82,080.03	560.00
Hall, Ryan		87,531.62	41.12
Hamaguchi, Nicole		86,756.02	
Hamilton, Debra		87,093.90	
Hansen, Jaime		99,242.17	520.00
Harris, Catherine		87,598.89	518.65
Hewitt, Cynthia L		78,762.75	137.50
Hitchings, Jack D.		116,167.55	3,214.83
Holm, Carlee		79,422.24	171.05
Homan, Darren L		108,879.19	517.08
Homan, Heidi Lee		86,724.64	
Hurst, Laurie A		89,231.36	888.24
Isfeld-Petrone, Tammy		79,654.97	95.00
Jack, Anna		82,067.39	265.02
Jeffery, Ruth		79,640.86	351.67
Johannessen, Sheila		79,359.08	
Kaiser, Vera		112,988.26	5,703.45
Kemble, Bonnie		87,335.93	1,251.12
Kendrick, Kathryn		78,603.65	
Klaver, Peter		113,503.85	14,303.31
Koch, Philip G		78,764.03	102.91
Kristensen, Russell		79,571.78	347.33
Laslo, Lisa		79,556.16	436.55
Lavery, Brian T		79,359.20	84.00
Lawson, Heather		86,563.70	
Lenormand, Janick		75,891.90	
Lindsay, Patricia H		79,421.50	
Lloyd, Lindsay		81,799.70	
Loudon, Robert A		79,198.54	
Low, Cynthia		87,466.52	213.61
Ludy, Kathleen		83,173.75	1,400.88
MacLeod, Heather		84,995.65	
Maher, David		104,813.11	7,008.74

School District #70 (Alberni)
 SCHEDULE OF REMUNERATION AND EXPENSE
 YEAR ENDED JUNE 30,2016

NAME	POSITION	REMUNERATION	EXPENSE
Manson, Stacey Jana		108,863.93	1,554.14
Matlock, Robert G.		78,908.32	123.29
McAuley, Patricia		79,266.33	
McDonald, John T.		87,598.89	
McNally, Margot		81,343.27	77.91
McPherson, David William		83,208.33	115.25
McWhinney, Shannon		82,827.21	192.46
Messenger, James		98,065.19	2,565.56
Michael, Saera		77,798.34	
Millar, John B.		82,560.54	580.80
Milliken, Lenora M.		84,654.42	
Misfeldt, Christine		79,209.59	57.95
Money, Kama		81,946.03	888.26
Morphet, Laurie		107,994.19	3,560.22
Morris, Melanie		91,639.77	
Nixon, Kevin N		84,410.00	762.00
Olson, Darrin M		108,879.19	3,527.21
Organ, Sonia		78,750.14	51.52
Organ, Todd		79,640.75	46.00
Ostwald, M. Anne		79,298.91	466.21
Ostwald, Robert L		78,764.21	409.50
Parmar, Neelam		87,614.43	260.01
Parsons, Jack		81,273.18	
Patterson-Sterling, Catherine		82,705.03	46.00
Peppers, Bradley J.		76,236.35	
Petersen, Sean		107,994.19	2,062.16
Pohar, Amarjit		88,463.88	445.26
Poole, Carl		104,813.11	550.00
Pope, Erin		88,115.45	1,300.00
Poulsen, Dean		81,780.93	354.00
Ralston, Katherine A		79,654.97	
Reddick, Desmond		76,116.74	
Redlin, Garry		79,195.25	
Reynolds, Rachel		79,501.39	513.75
Rhodes, Michael J.		100,618.43	104.00
Roberts, Mike		75,105.62	509.73
Roe, Greg		98,873.50	4,355.71
Ruel, Katherine Ann		85,616.57	
Rust, Shaun		79,655.14	
Ryan, Drew		110,055.58	1,170.00
Sedgwick, Carol Jean		109,890.08	1,948.59
Selva, Giovanni		108,879.19	
Seredick, Alan		91,493.77	
Seredick, Nick		98,065.19	2,443.40
Shahi, Sandra		87,718.66	156.30
Shahi, Shawn		104,813.11	669.95
Shannon, Donna J.		84,869.64	775.87
Shortt, Diane		87,340.41	
Smith, Kimberley		79,060.80	78.19

School District #70 (Alberni)
 SCHEDULE OF REMUNERATION AND EXPENSE
 YEAR ENDED JUNE 30,2016

NAME	POSITION	REMUNERATION	EXPENSE
Smith, Stephanie		86,654.33	
Smyth, Greg		142,859.66	10,605.27
Souther, Lori		86,723.50	83.83
Souther, Rob		118,688.65	993.67
Sowden, Rita		86,723.55	41.00
Stoddart, Nathan		79,655.35	1,582.94
Thomas, Ian		87,598.89	523.77
Thompson, Nicole		81,635.73	
Tremblay, Lisa A		85,540.08	213.71
Tremblay, Mario		77,716.91	39.64
Turner, Maureen		78,913.73	
Villette, Michael C.		79,654.97	
Waldriff, Erik		80,231.38	1,370.00
Walter, Dana		87,614.43	437.15
Watkins, Erin		79,574.47	808.52
wheatley, Giles		82,159.00	1,182.01
Williams, Sarah		87,262.93	61.26
Wright, Seana Elizabeth		81,771.05	26.78
Yochim, Carla E.		78,749.75	195.06
Zydyk, Jacqueline		78,749.75	29.10
Zydyk, Kenneth		79,640.75	
TOTAL DETAILED EMPLOYEES > 75,000.00		13,465,694.22	126,392.60
TOTAL EMPLOYEES <= 75,000.00		15,760,809.20	118,115.01
TOTAL		29,301,949.22	269,778.64
TOTAL EMPLOYER PREMIUM FOR CPP/EI			1,549,304.10

The Schedule of Remuneration and Expenses differs from the Audited Financial Statements for the year ended June 30, 2016 as the Statements include figures for employer pension contributions, taxable benefit contributions and year-end payroll accruals.

**School District
Statement of Financial Information (SOFI)**

School District No. 70 (Alberni)

Fiscal Year Ended June 30, 2016

STATEMENT OF SEVERANCE AGREEMENTS

There were no severance agreements made between School District No.70 (Alberni) and its non-unionized employees during fiscal year 2016.

Prepared as required by *Financial Information Regulation*, Schedule 1, subsection 6(7)

SCHEDULED PAYMENTS

REMUNERATION	29,301,949.22
EMPLOYEE EXPENSES	269,778.64
EMPLOYER CPP/EI	1,549,304.10
PAYMENTS FOR GOODS AND SERVICES	12,005,949.63
TOTAL SCHEDULED PAYMENTS	43,126,981.59

RECONCILIATION ITEMS

NONCASH ITEMS:	
ACCOUNTS PAYABLE ACCRUALS	342,768.00
PAYROLL ACCRUALS	34,035.00
INVENTORIES AND PREPAIDS	3,531.00
AMORTIZATION	2,851,352.00
PAYMENTS INCLUDED:	
TAXABLE BENEFITS	529,295.80-
OTHER:	
THIRD PARTY RECOVERIES	367,114.41-
GST/HST REBATE	163,917.27-
RECOVERIES OF EXPENSES	173,843.38-
MISCELLANEOUS	323,477.73-
TOTAL RECONCILIATION ITEMS	1,674,037.41

FINANCIAL STATEMENT EXPENDITURES

OPERATING FUND	38,568,550.00
TRUST FUND	3,317,667.00
CAPITAL FUND	2,914,802.00
TOTAL FINANCIAL STATEMENT EXPENDITURES	44,801,019.00

BALANCE

=====

0.00

**School District
Statement of Financial Information (SOFI)**

School District No. 70 (Alberni)

Fiscal Year Ended June 30, 2016

SCHEDULE OF PAYMENTS MADE FOR THE PROVISION OF GOODS AND SERVICES

As per schedule enclosed.

Prepared as required by *Financial Information Regulation*, Schedule 1, section 7

VENDOR NAME

EXPENSE

DETAILED VENDORS > 25,000.00 :

ACKLANDS GRAINGER (REMIT	28,483.07
AL BROWN ROOFING	27,211.80
ALBERNI DISTRICT COOPERATIVE ASSN.	105,476.27
ALBERNI DISTRICT TEACHERS UNION	33,551.58
ALBERNI PAVING & CONTRACTING	111,803.70
ALBERNI VALLEY COMMUNITY SCHOOL SOC	181,234.70
ALBERNI VALLEY REFRIGERATION LTD.	42,461.90
AV PRINCIPALS/VICE PRINCIPALS ASSOC	38,500.00
BAMFIELD COMMUNITY SCHOOL ASSOC.	59,790.00
BARAGAR ENTERPRISES LTD.	25,242.00
BC HYDRO AND POWER AUTHORITY	499,390.51
BC SCHOOL TRUSTEES ASSOCIATION	33,791.08
BC TEACHERS FEDERATION	16,815.38
BOWMARK CONCRETE LTD.	30,800.95
CAYENTA	51,788.17
CDW CANADA INC.	75,684.12
CONTI EVOLUTION	25,633.38
CORPORATE EXPRESS CANADA LTD.	26,215.48
D.A.S.T. WELDING INC.	36,830.61
DG MACLACHLAN LTD.	47,828.54
EECOL ELECTRIC (SASK.) LTD.	25,868.09
ELCO SYSTEMS	120,063.18
ESC AUTOMATION INC.	26,727.13
FOLLETT SCHOOL SOLUTIONS, INC.	40,283.66
FORTISBC	109,793.01
GREAT WEST LIFE ASSURANCE CO.	47,977.48
HOME SOULUTIONS REMEDIATION	29,510.25
IBM CANADA LTD. (REMIT)	101,116.32
KACKAAMIN FAMILY DEVELOPMENT CENTRE	65,458.61
KIM CAMERON	25,124.48
MACDERMOTT'S INSURANCE AGENCY	26,031.00
MARCO INVESTMENTS LTD.	78,750.00
MEDICAL SERVICES PLAN OF BC	411,947.65
MOUNT BENSON MECHANICAL LTD.	118,330.07
MUNICIPAL PENSION PLAN	862,827.48
NORTH ISLAND COLLEGE	40,076.76
NTC EMPLOYMENT & TRAINING PROGRAM	27,000.00
NUU-CHAH-NULTH TRIBAL COUNCIL	351,640.75
PA ASSOC/CHILDREN WITH DEV DIS	42,000.00
PACIFIC BLUE CROSS	266,850.51
PACIFIC BLUE CROSS	384,656.90
PEBT-IN TRUST (MORNEAU SOBECO)	268,525.05
PLANET CLEAN (NANAIMO) LTD.	64,419.14
PORT ALBERNI CITY OF	71,052.40
PORT ALBERNI EFAP SUPPORT SOCIETY	19,126.80
PORT ALBERNI FLOORING DEPOT	60,739.93
PORT ALBERNI SECURITY	92,457.90

VENDOR NAME -----	EXPENSE -----
PROGRESSIVE WASTE SOLUTIONS CANADA	34,037.01
RICOH CANADA INC.	66,023.01
SHANAHAN'S LIMITED PARTNERSHIP	35,371.85
SKYLINE ATHLETICS	34,047.99
SOFTLANDING NETWORK SOLUTIONS INC.	80,365.70
STANTEC CONSULTING LTD.	25,607.30
STAPLES - PORT ALBERNI STORE	48,446.46
STEPHEN MCNICHOLLS CONSULTING INC.	130,698.23
SUPERIOR PROPANE	35,971.30
SUZANNE RYLES	79,516.70
TEACHER'S FILE LTD.	26,729.86
TEACHERS PENSION PLAN	3,024,616.69
TELUS COMMUNICATIONS (BC)	62,802.30
TELUS MOBILITY CELLULAR	37,650.73
THE WHOLE SHOW RESTORATIONS	37,169.14
TOFINO BUS	291,720.66
TOFINO WATER TAXI	135,214.91
UNITED RENTALS OF CANADA INC	27,814.58
WEPAC LUNCH PROGRAM	70,869.20
WICKANINNISH COMMUNITY SCHL.SOCIETY	46,000.00
WINDSOR PLYWOOD	61,192.48
WINDSOR PLYWOOD UCLUELET	54,737.11
WOLSELEY MECHANICAL	108,147.20
WORKERS' COMPENSATION BOARD OF	123,875.06

TOTAL DETAILED VENDORS > 25,000.00	9,955,513.26
TOTAL VENDORS <= 25,000.00	2,050,436.37
	=====
TOTAL PAYMENTS FOR THE GOODS AND SERVICES	12,005,949.63

The Schedule of Payments for the Provision of Goods and Services differs from the Audited Financial Statements for the year ended June 30, 2016 as the Statements are reduced for the goods and services tax rebate, third party recoveries, debt repayment and adjustments to current liabilities, inventories and prepaid expenses.