

NO PREP

SAMPLE

Winter Math Pack Grade 1

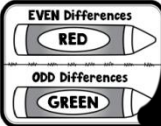
**Common
Core
Aligned**

Name: _____ Date: _____

Winter Facts

Directions

Solve each subtraction equation.
Then use the code to color the tags.



$5 - 3 = \square$

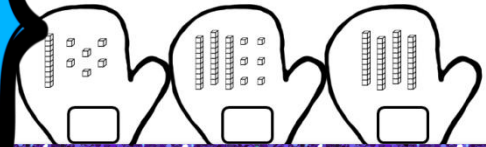
$7 - 3 = \square$

$8 - 5 = \square$

Name: _____ Date: _____

Place Value Mittens

Directions
Write the number that is shown by the place value blocks in each mitten.


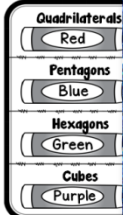


Name: _____ Date: _____

Winter Shapes

Directions

Use the code on the right to color the shapes in each snow globe.

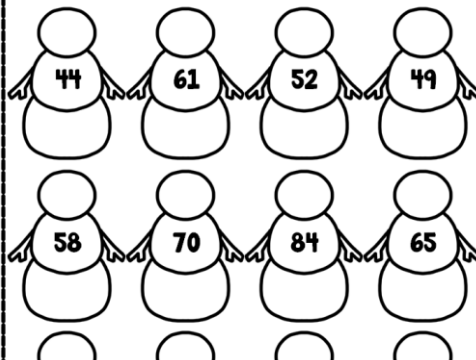


Name: _____ Date: _____

Snowy Tens

Directions

Write the number that is 10 more and 10 less than the given number.



Name: _____ Date: _____

Winter Addition



$6 + 5 + 2 = \underline{\hspace{2cm}}$

0 1 2 3 4 5 6 7 8 9 10 11 12 13 14 15 16 17 18 19 20

$7 + 5 + 3 = \underline{\hspace{2cm}}$

0 1 2 3 4 5 6 7 8 9 10 11 12 13 14 15 16 17 18 19 20

$9 + 3 + 1 = \underline{\hspace{2cm}}$

0 1 2 3 4 5 6 7 8 9 10 11 12 13 14 15 16 17 18 19 20

$6 + 3 + 4 = \underline{\hspace{2cm}}$

To purchase the entire Winter Math Pack
for 1st Grade, click on the link below:

[Winter NO PREP Math Pack for 1st Grade](#)

*To purchase EVERY 1st Grade Common Core Math
resource in my store, please use the following link:

[Common Core Math Resources for Grade 1](#)

Here are some other 1st Grade
products that you might be interested in:

[Common Core Math Assessments](#)

[Common Core Word Problems Bundle](#)

[Operations & Algebraic Thinking NO PREP Printables](#)

Be the first to know about my
new products, freebies, and discounts:

- Look for the **green star** near the top of any page
within my store and **click it to become a follower**.

You will then receive customized email updates about this store.



[My Teachers Pay
Teachers Store](#)



www.commoncoregaloreandmore.com

www.pinterest.com/misseakteach/

www.facebook.com/CommonCoreGaloreandMore

Name: _____

Date: _____

Place Value Mittens

Directions
Write the number
that is shown by the
place value blocks in
each mitten.



Eight mittens are arranged in three rows. Each mitten contains a set of place value blocks (tens rods and ones units) and a blank square for writing the number.

- Row 1, Mitten 1: 1 ten rod and 6 ones units.
- Row 1, Mitten 2: 3 ten rods and 6 ones units.
- Row 1, Mitten 3: 4 ten rods.
- Row 2, Mitten 1: 5 ten rods and 6 ones units.
- Row 2, Mitten 2: 3 ten rods and 6 ones units.
- Row 3, Mitten 1: 6 ten rods and 6 ones units.
- Row 3, Mitten 2: 7 ten rods.
- Row 3, Mitten 3: 4 ten rods and 6 ones units.

Name: _____

Date: _____

Snowy Tens

Directions

Write the number that is 10 more and 10 less than the given number.

44

61

52

49

58

70

84

65

99

82

90

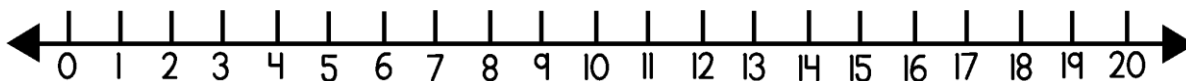
88

Name: _____

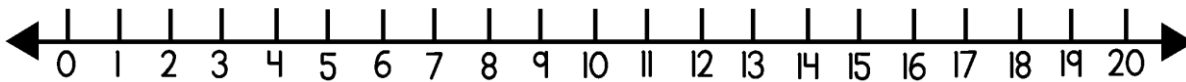
Date: _____

Winter Addition

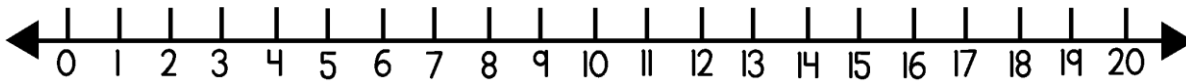
$$6 + 5 + 2 = \underline{\quad}$$



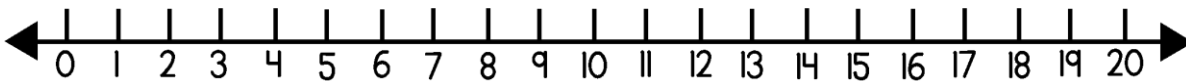
$$7 + 5 + 3 = \underline{\quad}$$



$$9 + 3 + 1 = \underline{\quad}$$



$$6 + 3 + 4 = \underline{\quad}$$



Name: _____

Date: _____

Winter Facts

Directions

Solve each subtraction equation.
Then use the code to color the tags.

EVEN Differences

RED

ODD Differences

GREEN

$5 - 3 = \square$

$7 - 3 = \square$

$8 - 5 = \square$

$6 - 3 = \square$

$8 - 2 = \square$

$6 - 5 = \square$

$7 - 5 = \square$

$4 - 4 = \square$

$7 - 6 = \square$

$9 - 4 = \square$

$8 - 3 = \square$

$9 - 2 = \square$


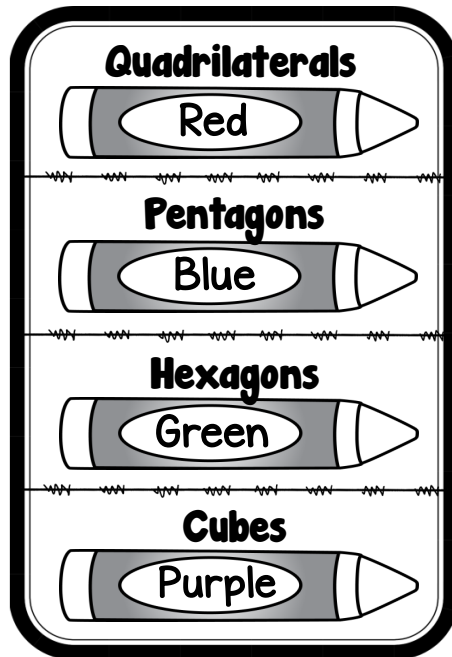

Name: _____

Date: _____

Winter Shapes

Directions

Use the code on the right to color the shapes in each snow globe.



COPYRIGHT

Copyright © 2014 EAK
Common Core Galore & More -
TeachersPayTeachers

All rights reserved by author.
Permission to copy for single
classroom use only.
Electronic distribution limited to
single class only.
Not for public display.



MissEAKTeach@gmail.com

www.commoncoregaloreandmore.com
www.pinterest.com/misseakteach/
www.facebook.com/CommonCoreGaloreandMore

CREDITS

