


Grade


1


is fun





Love Ms. Sigmund


UNIT 8 HOMEWORK 1

Meet the  s.


Dan said, "Meet the  s."

1, 2, 3  s.


I need 10  s!"

Dan said, "I see 9  s."

I'm sad."





UNIT 8 HOMEWORK 2


 Dan .

Dan sat and sat. . . .

Dan seems sad. . . .

 said, "Meet me at


the 

"I am ", said Dan. . . .

Please initial with each reading. _____

Modified from Story 2

© Sopris West Educational Services. All rights reserved.






Please initial with each reading. _____


Modified from Story 4

© Sopris West Educational Services. All rights reserved.

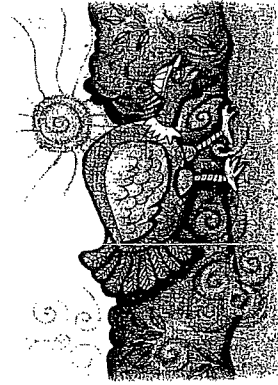
See the Ants

See   seems sad.

 said, "I need an ant."

"See that ant," said .

"Mmm, mmm, mmm."



Storybook Decoding Review

Sounds you know:

■ T e n M ee
■ d th A s t

Words you can sound out:

● at meet than
●● that Ants seen

Words you have learned:

✈ the I said

Sentences you can read:

✍ Dad said, "Nan sat."

✍ Sam and I see the man.

Please initial after the student has read the page. _____

WEB

MATH MINUTE

Addition fi

NAME _____

SCORE _____

$$\begin{array}{r} 1 \\ + 1 \\ \hline \end{array} \quad \begin{array}{r} 1 \\ + 6 \\ \hline \end{array} \quad \begin{array}{r} 3 \\ + 2 \\ \hline \end{array} \quad \begin{array}{r} 4 \\ + 3 \\ \hline \end{array} \quad \begin{array}{r} \\ + \\ \hline \end{array}$$

$$\begin{array}{r} 2 \\ + 3 \\ \hline \end{array} \quad \begin{array}{r} 1 \\ + 3 \\ \hline \end{array} \quad \begin{array}{r} 2 \\ + 1 \\ \hline \end{array} \quad \begin{array}{r} 5 \\ + 4 \\ \hline \end{array} \quad \begin{array}{r} \\ + \\ \hline \end{array}$$

$$\begin{array}{r} 6 \\ + 5 \\ \hline \end{array} \quad \begin{array}{r} 6 \\ + 2 \\ \hline \end{array} \quad \begin{array}{r} 4 \\ + 6 \\ \hline \end{array} \quad \begin{array}{r} 4 \\ + 5 \\ \hline \end{array} \quad \begin{array}{r} \\ + \\ \hline \end{array}$$

$$\begin{array}{r} 1 \\ + 4 \\ \hline \end{array} \quad \begin{array}{r} 5 \\ + 2 \\ \hline \end{array} \quad \begin{array}{r} 5 \\ + 5 \\ \hline \end{array} \quad \begin{array}{r} 3 \\ + 5 \\ \hline \end{array} \quad \begin{array}{r} \\ + \\ \hline \end{array}$$


* Make a comic with character, setting, problem + solution. Can draw + colour
• add words if you want!

The image shows a hand-drawn comic strip template. It consists of 10 panels arranged in three rows. The first row has three panels of equal size. The second row has two large panels that span the width of the first row. The third row has three panels of equal size. A small rectangular box is attached to the top of the first panel in the first row. All panels are empty and have rounded corners.

Hundreds Chart

1	2	3	4	5	6	7	8	9	10
11	12	13	14	15	16	17	18	19	20
21	22	23	24	25	26	27	28	29	30
31	32	33	34	35	36	37	38	39	40
41	42	43	44	45	46	47	48	49	50
51	52	53	54	55	56	57	58	59	60
61	62	63	64	65	66	67	68	69	70
71	72	73	74	75	76	77	78	79	80
81	82	83	84	85	86	87	88	89	90
91	92	93	94	95	96	97	98	99	100

Which One Doesn't Belong?



I can

IMPROVE

if I keep

TRYING

Weekly Jobs to practice skills

- Count by 2s, 5s, 10s
out loud and on 100s chart
- read! read! read more!
- write out sight words and
use cards to practice reading/
remembering the words
- write in a journal; draw a
picture and write about it (sound it
out)
- play "which one doesn't belong"