

Wednesday March 9

Bell Work

- Must Do job: word sort 3x & read words aloud
- Can Do job: free draw

Fieldtrip to Hatchery with Raincoast from 9am-12:15pm

- Tour and activities at the hatchery learning about salmon

D.E.A.R.

- 15 minutes of independent reading
- Library time to return, switch out, and read books in the library
- Read aloud: *The One and Only Ivan*
 - [\[PDF\] The One and Only Ivan Book by Katherine Applegate \(2012\) Read Online or Free Download \(booksvoooks.com\)](#)

Kindness Jar

- Identify and communicate kind compliments to peers, while using manners

Culture

- Review and reflect on privilege and what that can look like in our world
 - Expand to learning and exploring various cultures
- Review past phrase of the week and look at the new one (Tla-o-qui-aht versions)
 - Look and listen to visual & audio multiple times
 - Try repeating it, start in pieces until full phrase can be attempted
 - Can be found here:
<https://www.sd70.bc.ca/ined/page/2814/phrase-of-the-week-2021-2022>
 - This week, we're doing the "it's very cold" (weather) sentences

Science

- Review continents, oceans, country, province, island, town knowledge from last week
- Learn about weathering, erosion, and deposition
 - Practice identifying each and connecting to real life example flashcards

Thursday March 10

Bell Work

- Must Do job: magic number decomposing numbers
- Can Do job: colour page

Math

- (x) facts drill (3 minutes) and take up together
- Ways to show division #1 Skip Counting Backwards
 - Practice skip counting backwards on practice page (use 100s chart to help)

Physical Education

- Warm up exercise (clock warm up)
- Review expectations and practice following instructions
- Play a few movement games
- Cool down exercise

Word Sort

- Do your word sort a handful of times and read over words aloud
- Practice words by writing in bubble letters

Paragraph Writing ("You Do")

- Good Copy Step: teacher models computer login, word document creation, paragraph type, save document, and print page
- If time, explore Google Earth

Science

- Review weathering, erosion, and deposition concepts
- What is a landform?
 - Go through information page and complete graphic organizer

Friday March 11

Bell Work

- Must Do job: multiplication puzzle
- Can Do job: free draw

Paragraph Writing ("You Do")

- Good Copy Step: students have opportunity to finish their draft copy and then move on to typing it for their good copy on laptops

Daily 5 (20 minutes each)

- Read to Self
- Read to Someone
- Teacher Conference: spelling test (make up on Monday with Ms. Hirst)
- Word Work: do word sort, glue & paste words into WTW journal page
- Work on Writing: free write

Math

- Discuss, cut out, colour, and put together division facts bookmarks
- Read aloud: *The One and Only Ivan*
 - [\[PDF\] The One and Only Ivan Book by Katherine Applegate \(2012\) Read Online or Free Download \(booksvoooks.com\)](#)

Physical Education

- Warm up exercise (clock warm up)
- Review expectations and practice following instructions
- Play a few movement games
- Cool down exercise

Science

- Review landform concepts
- Compare water vs. land landforms and complete graphic organizer with partners

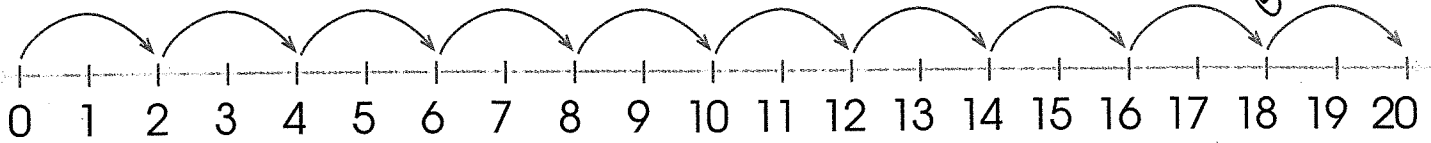
Choose a number: 999 or 5,000 or 250,000
What 10 different ways can you decompose it?
Decompose means break into parts (ex. 20 into
10 & 10, or 10 into 7 & 3 and many other ways)
How will you show your thinking?

SKIP ON THE LINE

Learning to skip count means you can count things faster.
You can use a number line to help you skip count.

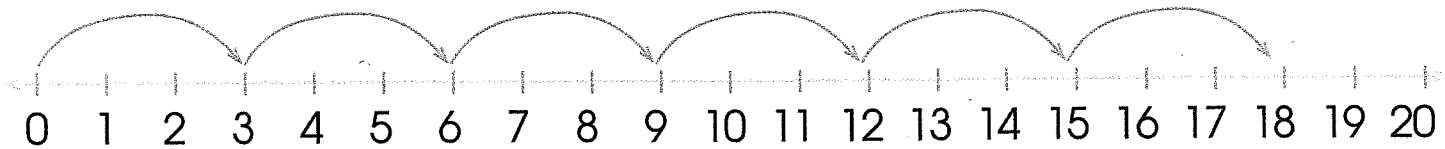


1. Skip count by twos.



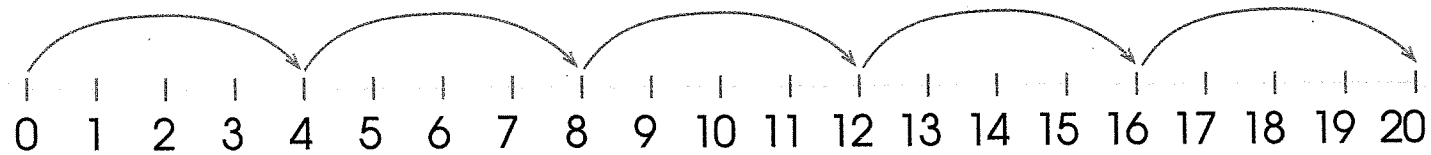
2 4 6 10 18

2. Skip count by threes.



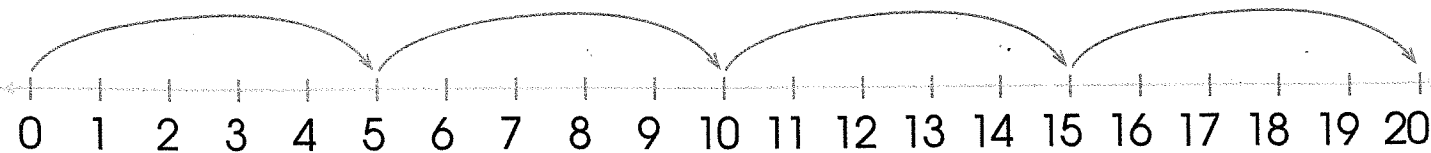
3 6 12 18

3. Skip count by fours.



4 12 20

4. Skip count by fives.



5 15

Name : _____

Score : _____

Teacher : _____

Date : _____

$$\begin{array}{r} 7 \\ \times 4 \\ \hline \end{array}$$

$$\begin{array}{r} 7 \\ \times 3 \\ \hline \end{array}$$

$$\begin{array}{r} 7 \\ \times 10 \\ \hline \end{array}$$

$$\begin{array}{r} 7 \\ \times 8 \\ \hline \end{array}$$

$$\begin{array}{r} 3 \\ \times 9 \\ \hline \end{array}$$

$$\begin{array}{r} 0 \\ \times 6 \\ \hline \end{array}$$

$$\begin{array}{r} 2 \\ \times 1 \\ \hline \end{array}$$

$$\begin{array}{r} 10 \\ \times 2 \\ \hline \end{array}$$

$$\begin{array}{r} 2 \\ \times 8 \\ \hline \end{array}$$

$$\begin{array}{r} 7 \\ \times 12 \\ \hline \end{array}$$

$$\begin{array}{r} 2 \\ \times 5 \\ \hline \end{array}$$

$$\begin{array}{r} 5 \\ \times 1 \\ \hline \end{array}$$

$$\begin{array}{r} 11 \\ \times 4 \\ \hline \end{array}$$

$$\begin{array}{r} 1 \\ \times 9 \\ \hline \end{array}$$

$$\begin{array}{r} 3 \\ \times 4 \\ \hline \end{array}$$

$$\begin{array}{r} 12 \\ \times 10 \\ \hline \end{array}$$

$$\begin{array}{r} 12 \\ \times 3 \\ \hline \end{array}$$

$$\begin{array}{r} 9 \\ \times 4 \\ \hline \end{array}$$

$$\begin{array}{r} 6 \\ \times 3 \\ \hline \end{array}$$

$$\begin{array}{r} 12 \\ \times 1 \\ \hline \end{array}$$

$$\begin{array}{r} 7 \\ \times 2 \\ \hline \end{array}$$

$$\begin{array}{r} 1 \\ \times 10 \\ \hline \end{array}$$

$$\begin{array}{r} 6 \\ \times 5 \\ \hline \end{array}$$

$$\begin{array}{r} 3 \\ \times 2 \\ \hline \end{array}$$

$$\begin{array}{r} 2 \\ \times 9 \\ \hline \end{array}$$

$$\begin{array}{r} 4 \\ \times 8 \\ \hline \end{array}$$

$$\begin{array}{r} 10 \\ \times 5 \\ \hline \end{array}$$

$$\begin{array}{r} 12 \\ \times 2 \\ \hline \end{array}$$

$$\begin{array}{r} 9 \\ \times 12 \\ \hline \end{array}$$

$$\begin{array}{r} 0 \\ \times 3 \\ \hline \end{array}$$

$$\begin{array}{r} 2 \\ \times 0 \\ \hline \end{array}$$

$$\begin{array}{r} 11 \\ \times 8 \\ \hline \end{array}$$

$$\begin{array}{r} 9 \\ \times 2 \\ \hline \end{array}$$

$$\begin{array}{r} 11 \\ \times 3 \\ \hline \end{array}$$

$$\begin{array}{r} 10 \\ \times 4 \\ \hline \end{array}$$

$$\begin{array}{r} 0 \\ \times 9 \\ \hline \end{array}$$

$$\begin{array}{r} 4 \\ \times 9 \\ \hline \end{array}$$

$$\begin{array}{r} 4 \\ \times 0 \\ \hline \end{array}$$

$$\begin{array}{r} 3 \\ \times 10 \\ \hline \end{array}$$

$$\begin{array}{r} 10 \\ \times 9 \\ \hline \end{array}$$

$$\begin{array}{r} 8 \\ \times 7 \\ \hline \end{array}$$

$$\begin{array}{r} 9 \\ \times 6 \\ \hline \end{array}$$

$$\begin{array}{r} 2 \\ \times 3 \\ \hline \end{array}$$

$$\begin{array}{r} 0 \\ \times 5 \\ \hline \end{array}$$

$$\begin{array}{r} 5 \\ \times 3 \\ \hline \end{array}$$

$$\begin{array}{r} 1 \\ \times 11 \\ \hline \end{array}$$

$$\begin{array}{r} 6 \\ \times 10 \\ \hline \end{array}$$

$$\begin{array}{r} 0 \\ \times 7 \\ \hline \end{array}$$

$$\begin{array}{r} 6 \\ \times 4 \\ \hline \end{array}$$

$$\begin{array}{r} 3 \\ \times 7 \\ \hline \end{array}$$

$$\begin{array}{r} 11 \\ \times 5 \\ \hline \end{array}$$

$$\begin{array}{r} 0 \\ \times 2 \\ \hline \end{array}$$

$$\begin{array}{r} 11 \\ \times 2 \\ \hline \end{array}$$

$$\begin{array}{r} 0 \\ \times 0 \\ \hline \end{array}$$

$$\begin{array}{r} 6 \\ \times 7 \\ \hline \end{array}$$

$$\begin{array}{r} 1 \\ \times 2 \\ \hline \end{array}$$

$$\begin{array}{r} 4 \\ \times 12 \\ \hline \end{array}$$

$$\begin{array}{r} 4 \\ \times 11 \\ \hline \end{array}$$

$$\begin{array}{r} 12 \\ \times 8 \\ \hline \end{array}$$

$$\begin{array}{r} 6 \\ \times 1 \\ \hline \end{array}$$



Skip Counting Backwards

Use a number line or hundreds chart to complete the patterns:

20, 18, 16, _____, _____, _____, _____, _____, _____, _____

30, 27, 24, _____, _____, _____, _____, _____, _____, _____

40, 36, 32, _____, _____, _____, _____, _____, _____, _____

50, 45, 40, _____, _____, _____, _____, _____, _____, _____

60, 54, 48, _____, _____, _____, _____, _____, _____, _____

70, 63, 56, _____, _____, _____, _____, _____, _____, _____

80, 72, 64, _____, _____, _____, _____, _____, _____, _____

90, 81, 72, _____, _____, _____, _____, _____, _____, _____

100, 90, 80, _____, _____, _____, _____, _____, _____, _____



Division

- $1 \div 1 = 1$
- $2 \div 1 = 2$
- $3 \div 1 = 3$
- $4 \div 1 = 4$
- $5 \div 1 = 5$
- $6 \div 1 = 6$
- $7 \div 1 = 7$
- $8 \div 1 = 8$
- $9 \div 1 = 9$
- $10 \div 1 = 10$
- $11 \div 1 = 11$
- $12 \div 1 = 12$

Created by Cassie @ 3Dinosaurus.com



Division

- $2 \div 2 = 1$
- $4 \div 2 = 2$
- $6 \div 2 = 3$
- $8 \div 2 = 4$
- $10 \div 2 = 5$
- $12 \div 2 = 6$
- $14 \div 2 = 7$
- $16 \div 2 = 8$
- $18 \div 2 = 9$
- $20 \div 2 = 10$
- $22 \div 2 = 11$
- $24 \div 2 = 12$

Created by Cassie @ 3Dinosaurus.com



Division

- $3 \div 3 = 1$
- $6 \div 3 = 2$
- $9 \div 3 = 3$
- $12 \div 3 = 4$
- $15 \div 3 = 5$
- $18 \div 3 = 6$
- $21 \div 3 = 7$
- $24 \div 3 = 8$
- $27 \div 3 = 9$
- $30 \div 3 = 10$
- $33 \div 3 = 11$
- $36 \div 3 = 12$

Created by Cassie @ 3Dinosaurus.com



Division

- $4 \div 4 = 1$
- $8 \div 4 = 2$
- $12 \div 4 = 3$
- $16 \div 4 = 4$
- $20 \div 4 = 5$
- $24 \div 4 = 6$
- $28 \div 4 = 7$
- $32 \div 4 = 8$
- $36 \div 4 = 9$
- $40 \div 4 = 10$
- $44 \div 4 = 11$
- $48 \div 4 = 12$

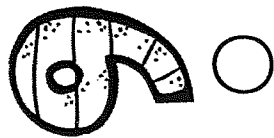
Created by Cassie @ 3Dinosaurus.com



Division

$$\begin{aligned}5 \div 5 &= 1 \\10 \div 5 &= 2 \\15 \div 5 &= 3 \\20 \div 5 &= 4 \\25 \div 5 &= 5 \\30 \div 5 &= 6 \\35 \div 5 &= 7 \\40 \div 5 &= 8 \\45 \div 5 &= 9 \\50 \div 5 &= 10 \\55 \div 5 &= 11 \\60 \div 5 &= 12\end{aligned}$$

Created by Cassie @ 3Dinosaurs.com



Division

$$\begin{aligned}6 \div 6 &= 1 \\12 \div 6 &= 2 \\18 \div 6 &= 3 \\24 \div 6 &= 4 \\30 \div 6 &= 5 \\36 \div 6 &= 6 \\42 \div 6 &= 7 \\48 \div 6 &= 8 \\54 \div 6 &= 9 \\60 \div 6 &= 10 \\66 \div 6 &= 11 \\72 \div 6 &= 12\end{aligned}$$

Created by Cassie @ 3Dinosaurs.com



Division

$$\begin{aligned}7 \div 7 &= 1 \\14 \div 7 &= 2 \\21 \div 7 &= 3 \\28 \div 7 &= 4 \\35 \div 7 &= 5 \\42 \div 7 &= 6 \\49 \div 7 &= 7 \\56 \div 7 &= 8 \\63 \div 7 &= 9 \\70 \div 7 &= 10 \\77 \div 7 &= 11 \\84 \div 7 &= 12\end{aligned}$$

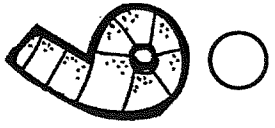
Created by Cassie @ 3Dinosaurs.com



Division

$$\begin{aligned}8 \div 8 &= 1 \\16 \div 8 &= 2 \\24 \div 8 &= 3 \\32 \div 8 &= 4 \\40 \div 8 &= 5 \\48 \div 8 &= 6 \\56 \div 8 &= 7 \\64 \div 8 &= 8 \\72 \div 8 &= 9 \\80 \div 8 &= 10 \\88 \div 8 &= 11 \\96 \div 8 &= 12\end{aligned}$$

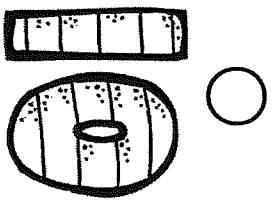
Created by Cassie @ 3Dinosaurs.com



Division

$$\begin{aligned} 9 \div 9 &= 1 \\ 18 \div 9 &= 2 \\ 27 \div 9 &= 3 \\ 36 \div 9 &= 4 \\ 45 \div 9 &= 5 \\ 54 \div 9 &= 6 \\ 63 \div 9 &= 7 \\ 72 \div 9 &= 8 \\ 81 \div 9 &= 9 \\ 90 \div 9 &= 10 \\ 99 \div 9 &= 11 \\ 108 \div 9 &= 12 \end{aligned}$$

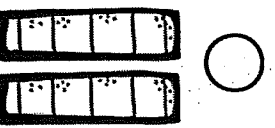
Created by Cassie @ 3Dinosaurs.com



Division

$$\begin{aligned} 10 \div 10 &= 1 \\ 20 \div 10 &= 2 \\ 30 \div 10 &= 3 \\ 40 \div 10 &= 4 \\ 50 \div 10 &= 5 \\ 60 \div 10 &= 6 \\ 70 \div 10 &= 7 \\ 80 \div 10 &= 8 \\ 90 \div 10 &= 9 \\ 100 \div 10 &= 10 \\ 110 \div 10 &= 11 \\ 120 \div 10 &= 12 \end{aligned}$$

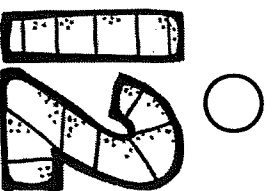
Created by Cassie @ 3Dinosaurs.com



Division

$$\begin{aligned} 11 \div 11 &= 1 \\ 22 \div 11 &= 2 \\ 33 \div 11 &= 3 \\ 44 \div 11 &= 4 \\ 55 \div 11 &= 5 \\ 66 \div 11 &= 6 \\ 77 \div 11 &= 7 \\ 88 \div 11 &= 8 \\ 99 \div 11 &= 9 \\ 110 \div 11 &= 10 \\ 121 \div 11 &= 11 \\ 132 \div 11 &= 12 \end{aligned}$$

Created by Cassie @ 3Dinosaurs.com




Division

$$\begin{aligned} 12 \div 12 &= 1 \\ 24 \div 12 &= 2 \\ 36 \div 12 &= 3 \\ 48 \div 12 &= 4 \\ 60 \div 12 &= 5 \\ 72 \div 12 &= 6 \\ 84 \div 12 &= 7 \\ 96 \div 12 &= 8 \\ 108 \div 12 &= 9 \\ 120 \div 12 &= 10 \\ 132 \div 12 &= 11 \\ 144 \div 12 &= 12 \end{aligned}$$

Created by Cassie @ 3Dinosaurs.com


Weathering

The breaking down or disintegration of substances such as rocks and minerals by physical, chemical, or biological processes



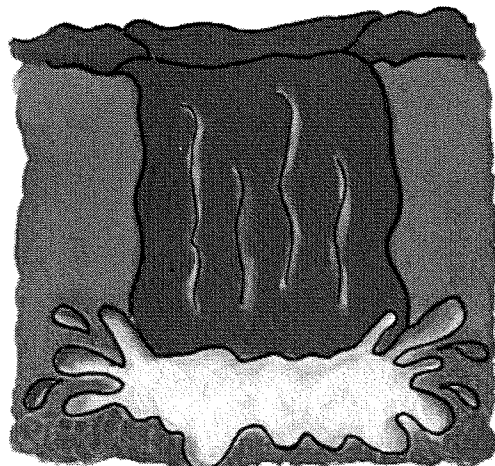
Erosion

The movement of sediment or soil from one location to another by means of water, ice, or wind



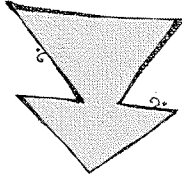
Deposition

When particles carried by water, ice, or wind are deposited (dropped) in another location

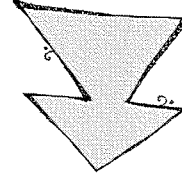


Header Cards and Answer Key

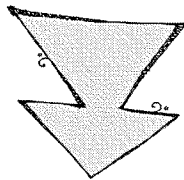
Weathering



Erosion



Deposition



Answer Key

Weathering
1, 7, 9, 11, 12, 14

Erosion
2, 4, 10, 13, 16

Deposition
3, 5, 6, 8, 15

Weathering, Erosion, or Deposition?

1

Flood water pounding against a canyon wall and wearing it down

2

Rain washing away soil from a hillside

3

Layers of sediment forming at the bottom of the ocean

4

A mudslide flowing down a steep hill

5

Glaciers dropping rock and sand to form terminal moraines

6

Waves dropping sand on the beach

7

Caves being formed by acid rain dissolving underground limestone

8

Deltas forming at the mouths of rivers

Weathering, Erosion, or Deposition?

9

Water getting into cracks, freezing, and breaking the rocks or pavement apart

10

Wind blowing sand from one location to another

11

Wind blasting sand at rock and carving out arches

12

Glaciers scraping rocks across the earth's surface

13

Muddy water being carried away by a fast-moving river

14

Rocks being made smooth by tumbling across a streambed

15


Ponds filling up with sediment and becoming marshes

16

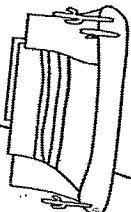
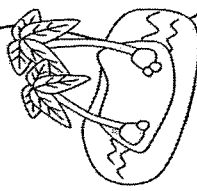
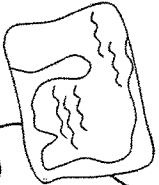
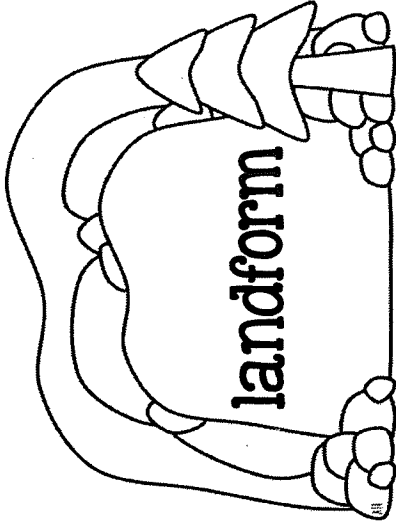
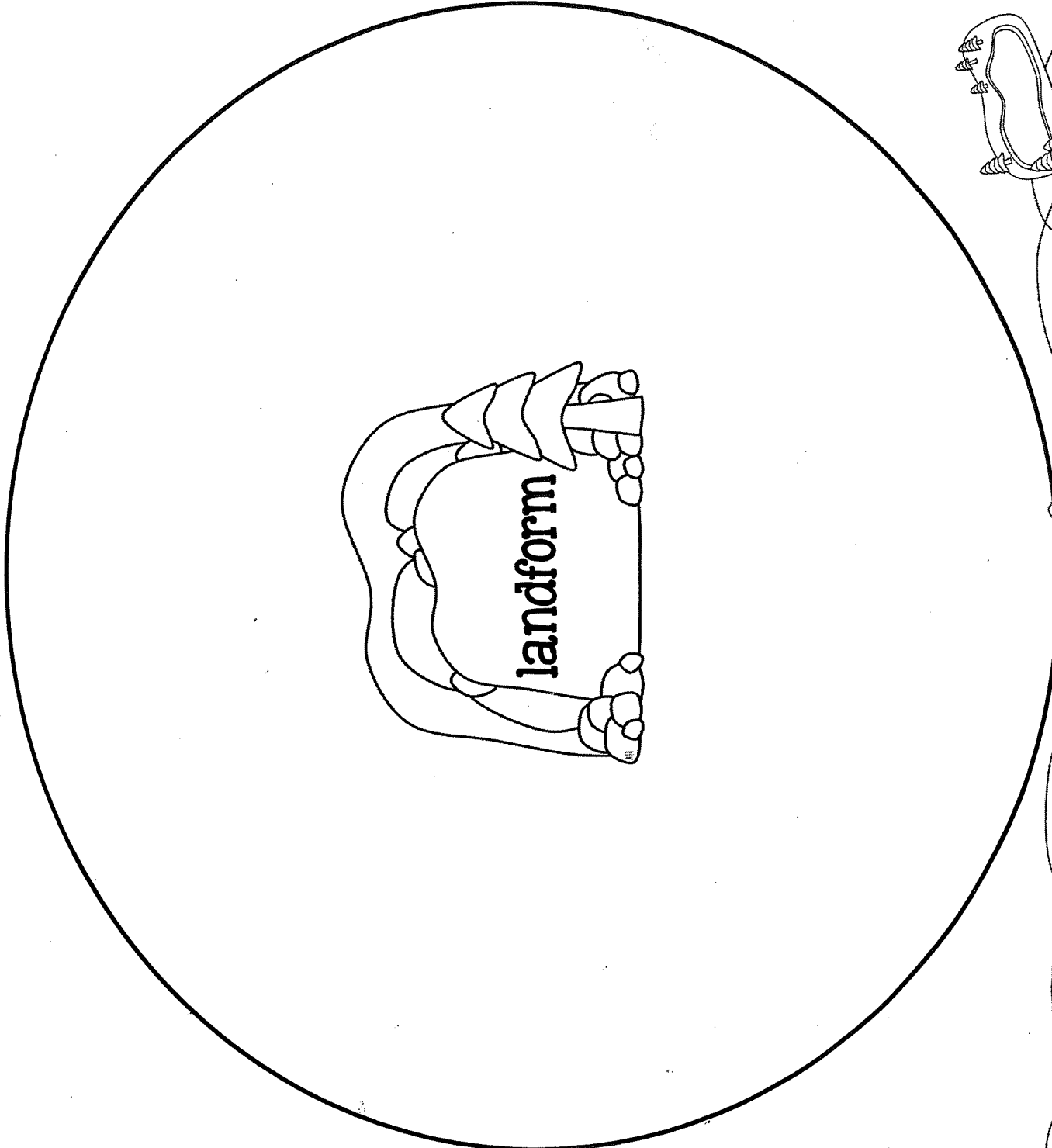
Flood waters moving soil from one location to another

What is a landform?

Landforms are natural formations of rock and dirt found on the earth's surface. Depending on the type of landform, they are caused by earthquakes, weathering, erosion, and deposits. All landforms are constantly being changed by the forces of weather, pressure, water and wind. Geologists study landforms and how they are created.



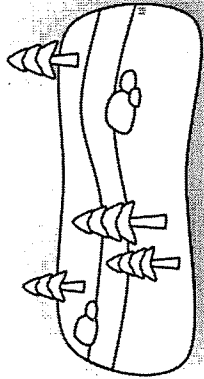
What is a landform?



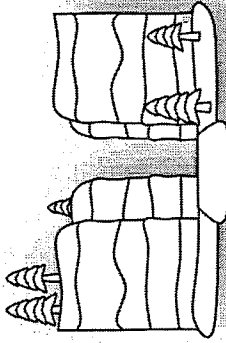
Name _____

Name _____

I can categorize landforms



water formations



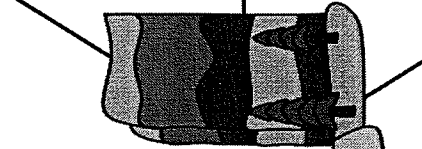



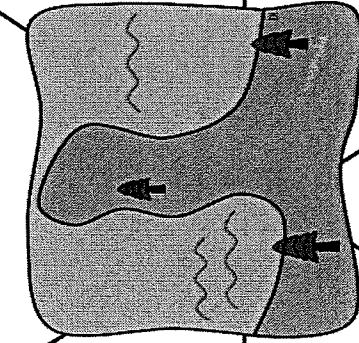


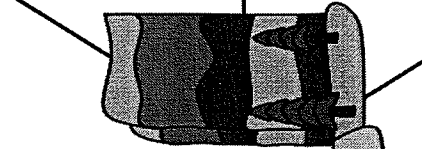






land formations

A large, empty rounded rectangular box for drawing or writing, corresponding to the 'water formations' category.

A large, empty rounded rectangular box for drawing or writing, corresponding to the 'land formations' category.

I can compare landforms



Name _____