


# ʔaaʔaas- Going Outside With ʔaasʔatuk (Ahousaht/Tlaoquiaht)



A Nuu-chah-nulth Studies Multi-Media Project



**Presented by the School District 70 (Pacific Rim) Indigenous  
Education Team.**

Watch the Video [Video Link](#)



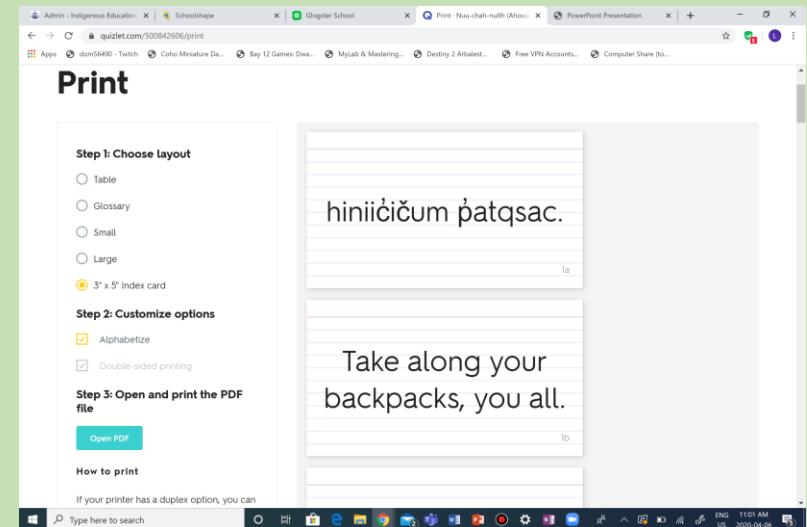
# Practice

1. ʕaaʔaas outside
2. ńačwaasʔi. You look outside.
3. ńačwaasʔič. You all look outside.
4. ʕaaʔaaʔiʔi ńašiʕ. Get outside and see (what the weather is like).
5. ʕaaʔaaʔiʔič ńašiʕ. Get outside to see (what the weather is like), you all.
6. šuušuuwishʔaʔi. Wear shoes.
7. šuušuuwishʔaʔič. Wear shoes, you all.
8. waasakk kuut. Where is your coat?
9. wasakk ʔatqsac. Where is your backpack?
10. hiniicičum ʔatqsac. Take along your backpacks, you all.
11. ʕuʕuʕičum ńaas. Have a good day.
12. ʕuʕiuʕičum ńaas. Have a good day, you all.
13. ʕaaʔumʔasči. Go play outside.

Click on the Quizlet link to practice your kitchen vocabulary.




\*\*Quizlet tip: Click on the three dots ⋮, choose print, then print your own flash cards or click on the link. [Flash Cards](#)



# Test Your Self

- Choose the test option in Quizlet
- Click on options, check off English. Now the questions will be in Nuu-chah-nulth and the answers in English.
- Press Create new test
- Take the test
- Check your answers.
- Screenshot your best test.



**Options** [X]

[Create new test](#)

**QUESTION TYPES**

- Written
- Matching
- Multiple choice
- True/False

[+ Show grading options](#)

**QUESTION LIMIT**

14 of 14 questions

**IMAGES**

- Show images

**STUDY STARRED**

**ANSWER WITH**

- Other / Unknown
- English

You will be asked to recall the definition.

# Now It's Your Turn - Make your own video using the vocabulary you just learned and practiced.

## Criteria Checklist

- The video is well structured (with e.g. introduction & conclusion).
- The video includes learned vocabulary.
- The video does not exceed 6 minutes.
- The video includes at least one word or phrase from another quizlet set.
- The video is understandable.
- The video uses examples which are suitable and authentic.
- The video is original, creative and unique.
- Pronunciation is clear and easy to understand.
- Rate of speech is not too fast or too slow.
- Ideas are organized in a meaningful way.
- Any visual aids that are used are easy to see or read.

# Self - Assessment


Project: siqiiṭuwiṭ-Going Outside

- My pronunciation was clear and easy to understand.
- My rate of speech was not too fast or too slow.
- My voice varied in pitch; it was not monotone.
- I organized ideas in a meaningful way.
- Any visual aids used (objects, words, etc.) were easily viewed or read by the entire audience.

# Submit Video

- Upload your video. You can use YouTube, google photos, google drive and drop box.
- Send a link of your video and your screenshot of your test to your teacher via email.
- Remember your teacher's email is the first letter of their first name, their whole last name, @sd70.bc.ca  
ex. if your teacher is John Cedar  
email would be jcedar@sd70.bc.ca

# Contact Us



**Presented by the School District 70 (Pacific Rim) Indigenous Education Team.  
For more information on this lesson or others contact us at:**

**[ltremblay@sd70.bc.ca](mailto:ltremblay@sd70.bc.ca), [ptatoosh@sd70.bc.ca](mailto:ptatoosh@sd70.bc.ca), or [dmaher@sd70.bc.ca](mailto:dmaher@sd70.bc.ca)**

**We are also on:**

