


łšuʔuwit-Bathroom With náasʔatuk (Ahousesht/Tlaoquiaht Dialect)

A Nuuchahnulth Studies Multi-Media Project



**Presented by the School District 70 (Pacific Rim) Indigenous
Education Team.**



ñaas?atuk



Click Here

Watch the Video [Video Link](#)

Practice

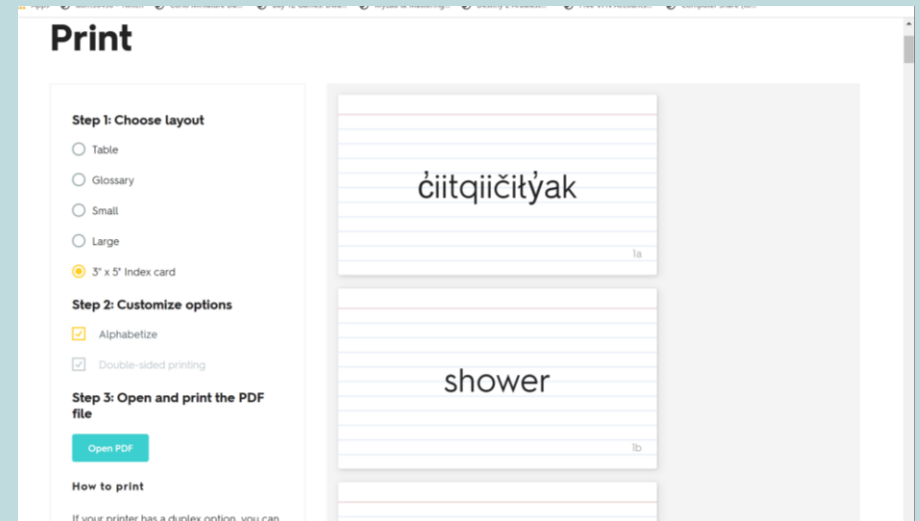
1. ლიპსილ wash one's face
2. ლიპსილსიშ. I have washed my face.
3. ცუცინკუაღსიშ. I am washing my hands.
4. ცუცინკუაღი! Wash your hands!
5. ცუცინკუაღიჩ! Wash your hands, you all!
6. ლიპაკ soap
7. ტივაკლუმ toilet paper
8. ცუცუმყაღაჲს Brushing one's teeth
9. ცუცუმყაღაჲსსიშ. I am brushing my teeth.
10. ცუცუმყაღაჲსი. Brush your teeth.
11. ცუცუმყაღაჲსიჩ. Brush your teeth, you all.
12. თისქილ to pee (girls)
13. ზუღსილ to pee (boys)
14. ზიიკლმააპ to poop (girl)
15. ზუუმააპ to poop (boys)
16. ჩიიტყიჩიყაკ shower
17. ხატიყსაც bathtub
18. ხატი to bath
19. ხატიისმაჲსაკ. Do you want to have a bath?
20. თისკმაჲიიყაკ. Do you need to pee? (said to girl)
21. ზუღმაჲიიყაკ. Do you need to pee? (said to boy)
22. ლუმაჲსიშ ხატიისყაკ. The bathwater is hot.
23. თიმაღიყაკ bath towel

Click on the Quizlet link to practice your kitchen vocabulary.

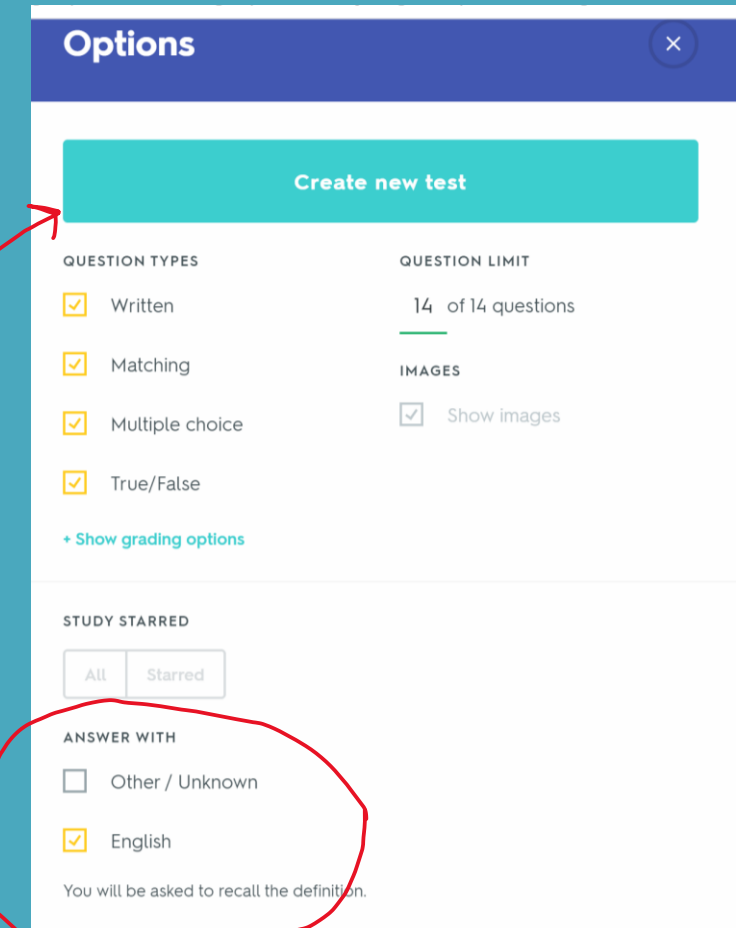


Quizlet

**Quizlet tip: Click on the three dots ⋮, choose print, then print your own flash cards or click on the link. [Flash Cards](#)



Test Your Self



Choose the test option in Quizlet



Click on options, check off English. Now the questions will be in Nuu-chah-nulth and the answers in English.



Press Create new test



Take the test



Check your answers.



Screenshot your best test.

Now It's Your Turn -
Make your own
video using the
vocabulary you just
learned and
practiced.

Criteria Checklist

- The video is well structured (with e.g. introduction & conclusion).
- The video includes learned vocabulary.
- The video does not exceed 6 minutes.
- The video includes at least one word or phrase from another quizlet set.
- The video is understandable.
- The video uses examples which are suitable and authentic.
- The video is original, creative and unique.
- Pronunciation is clear and easy to understand.
- Rate of speech is not too fast or too slow.
- Ideas are organized in a meaningful way.
- Any visual aids that are used are easy to see or read.

Self - Assessment

Project: siqiiłuwit-The Bathroom

- My pronunciation was clear and easy to understand.
- My rate of speech was not too fast or too slow.
- My voice varied in pitch; it was not monotone.
- I organized ideas in a meaningful way.
- Any visual aids used (objects, words, etc.) were easily viewed or read by the entire audience.

Submit Video


Upload your video. You can use YouTube, google photos, google drive and drop box.

Send a link of your video and your screenshot of your test to your teacher via email.

Remember your teacher's email is the first letter of their first name, their whole last name, @sd70.bc.ca

ex. if your teacher is John Cedar
email would be jcedar@sd70.bc.ca

Contact Us



**Presented by the School District 70 (Pacific Rim) Indigenous Education Team.
For more information on this lesson or others contact us at:**

ltremblay@sd70.bc.ca, ptatoosh@sd70.bc.ca, or dmaher@sd70.bc.ca

We are also on:

