




siqiiłuwit-The Kitchen With náasʔatuk

A Nuu-chah-nulth Studies Multi-Media Project
created by

**Presented by the School District 70 (Pacific Rim) Indigenous
Education Team.**



Watch the Video [Video Link](#)



Practice

- 1. q^wiicakiik.
- 2. ʔaqiichin.
- 3. haʔukšiʔaʕi.
- 4. haʔukšiʔaʕič.
- 5. ʔačaqwítash.
- 6. ʔačaqwítash yaxmiit.
- 7. ʔačaqwítash ćućuqs.
- 8. ʔačaqwítash titiqs.
- 9. ćućuqssiš.
- 10. titiqssiš.
- 11. yaxmiitšiš.
- 12. ʔačaqwítash ʕašsaap hawácsac.
- 13. ʕašsaapsiš hawácsac.
- 14. siqiiłšiš.

What are you cooking?

What are we eating?

Start eating.

Start eating (group).

Who will _____?

Who will sweep?

Who will wash the dishes?

Who will dry the dishes.

I am washing the dishes.

I am drying the dishes.

I am sweeping.

Who will be putting the away the dishes.

I am putting away the dishes.

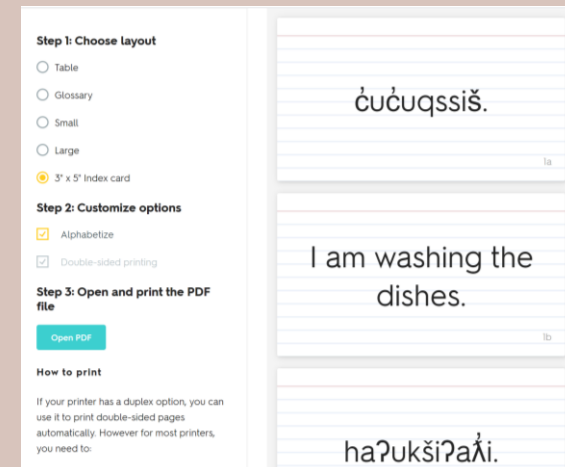
I am cooking.

Click on the Quizlet link to practice your kitchen vocabulary.



Quizlet

**Quizlet tip: Click on the three dots ⋮, choose print, then print your own flash cards or click on the link. [Flash Cards](#)



Test Your Self

- Choose the test option in Quizlet
- Click on options, check off English. Now the questions will be in Nuu-chah-nulth and the answers in English.
- Press Create new test
- Take the test
- Check your answers.
- Screenshot your test.



Options [X]

[Create new test](#)

QUESTION TYPES

- Written
- Matching
- Multiple choice
- True/False

[+ Show grading options](#)

QUESTION LIMIT

14 of 14 questions

IMAGES

- Show images

STUDY STARRED

[All](#) [Starred](#)

ANSWER WITH

- Other / Unknown
- English

You will be asked to recall the definition.

Now It's Your Turn - Make your own kitchen video using the vocabulary you just learned and practiced.

Criteria Checklist

- The video is well structured (with e.g. introduction & conclusion).
- The video includes learned vocabulary.
- The video does not exceed 6 minutes.
- The video includes at least one word or phrase from another quizlet set.
- The video is understandable.
- The video uses examples which are suitable and authentic.
- The video is original, creative and unique.
- Pronunciation is clear and easy to understand.
- Rate of speech is not too fast or too slow.
- Ideas are organized in a meaningful way.
- Any visual aids that are used are easy to see or read.

Self - Assessment


Project: siqiiłuwit-The Kitchen

- My pronunciation was clear and easy to understand.
- My rate of speech was not too fast or too slow.
- My voice varied in pitch; it was not monotone.
- I organized ideas in a meaningful way.
- Any visual aids used (dishes, foods, words, etc.) were easily viewed or read by the entire audience.

Submit Video

- Upload your video. You can use YouTube, google photos, google drive and drop box.
- Send a link of your video and your screenshot of your test to your teacher via email.
- Remember your teacher's email is the first letter of their first name, their whole last name, @sd70.bc.ca
ex. if your teacher is John Cedar
email would be jcedar@sd70.bc.ca

Contact Us



**Presented by the School District 70 (Pacific Rim) Indigenous Education Team.
For more information on this lesson or others contact us at:**

ltremblay@sd70.bc.ca, ptatoosh@sd70.bc.ca, or dmaher@sd70.bc.ca

We are also on:

